

FCA J2534 Application (J6.01)

Issue:

Unable to download ECU re-programming flash files from TechAuthority

Description:

User is unable to download ECU re-programming flash files from TechAuthority, if the user's PC has been updated to Java 8 update. Oracle has made major changes in Java 8 update that causes issues in TechAuthority Application. User will see the following error (see screenshot below) when attempting to download flash files from TechAuthority:

Select Vehicle

VIN:

Note : Enter 17 digit VIN or enter the last 9 characters of the VIN. VIN will be decoded to Year, Model and Engine to retrieve the available flashes.

Year:

Model:

Engine:

Part Number:

TSB/Recall Number:

TSB : Technical Service Bulletin.

Flash Part List

#	New Part Number	Calibration	Type
<input type="radio"/>	05150187AF	2007 DA DC DM 6.7L Aisin 4X4 50S	TCM
<input checked="" type="radio"/>	05187276AE	2007 2008 DH/D1 6.7L TRANS ONLY	TCM
<input type="radio"/>	10525230BT	2007 DC MAN 50 STATE BOOTLOADER	ECM
<input type="radio"/>	10525234BT	2007 DC AUTO 50 STATE BOOTLOADER	ECM
<input type="radio"/>	10525500BT	2007.5 D1/DH MAN 50 STATE BOOTLOADER	ECM
<input type="radio"/>	10525505BT	2007.5 D1/DH AUTO 50 STATE BOOTLOADER	ECM
<input type="radio"/>	52300430AZ	ENG. REF. #53041154AA OR 53041405AA DC MANUAL 50 STATE	ECM
<input type="radio"/>	52300434AZ	ENG. REF. #53041150AA OR 53041408AA DC AUTO 50 STATE	ECM
<input type="radio"/>	55350430BH	ENG. REF. #53041413AA DH MAN 50 STATE 2500	ECM
<input type="radio"/>	55350435BH	ENG. REF. #53041412AA DH AUTO 50 STATE 2500	ECM
<input type="radio"/>	55351430BH	ENG. REF. #53041413AA OR 53041411AA D1 MAN 50 STATE 3500	ECM
<input type="radio"/>	55351435BH	ENG. REF. #53041412AA OR 53041410AA D1 AUTO 50 STATE 3500	ECM
<input type="radio"/>	56029177AF	2007 DA DC DM 6.7L Aisin 4X2 50S	TCM

If you see a popup dialog requesting permission to install and run a signed applet, you must grant permission by clicking "Grant Always" button for the J2534 Flash files to be downloaded.

Error. Click for details

Application Error

General Exception

Name: J2534Flash


ClassNotFoundException: com.dcx.techtools.J2534Applet.class

TechAuthority Development team is aware of this issue and they are working on fixing the issue. Please follow the below mentioned steps to work around this issue:

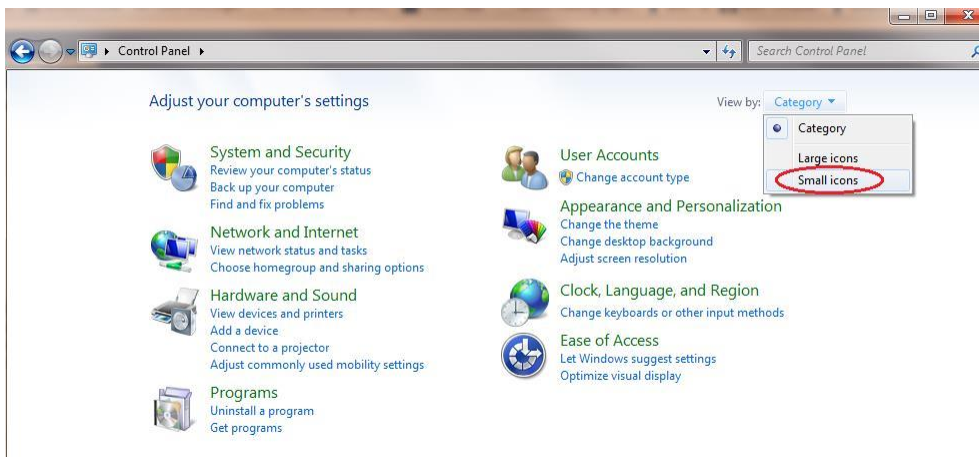
1. Uninstall any Java 8 version from PC.
2. Download and install **Java SE Development Kit 8u121** from the link below:

<http://www.oracle.com/technetwork/java/javase/downloads/java-archive-javase8-2177648.html#jdk-8u121-oth-JPR>

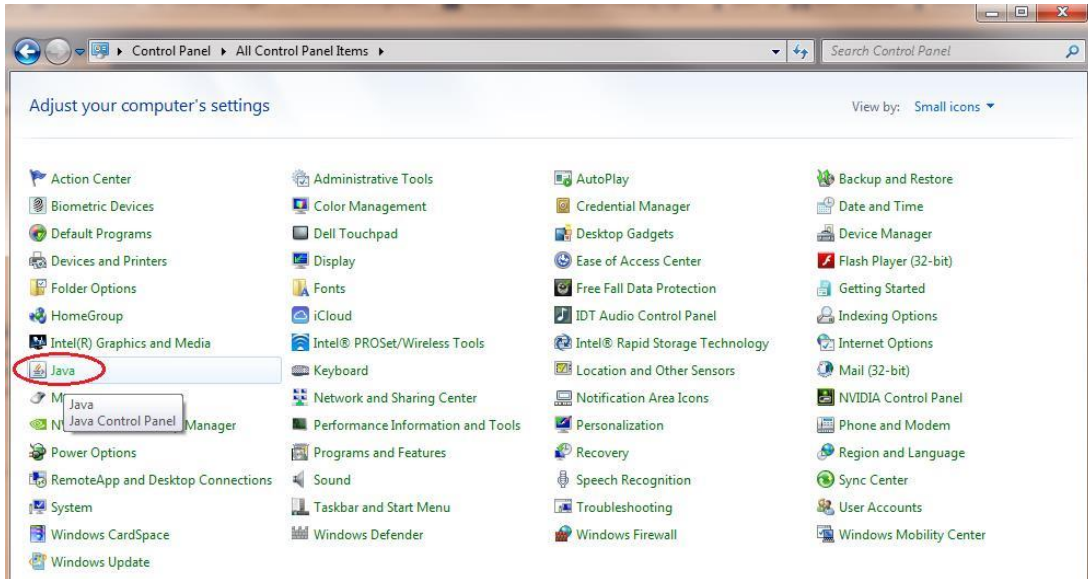
3. Close all the web-browser windows and launch Control Panel as shown below:



4. Set the Control Panel view to “Small icons”:

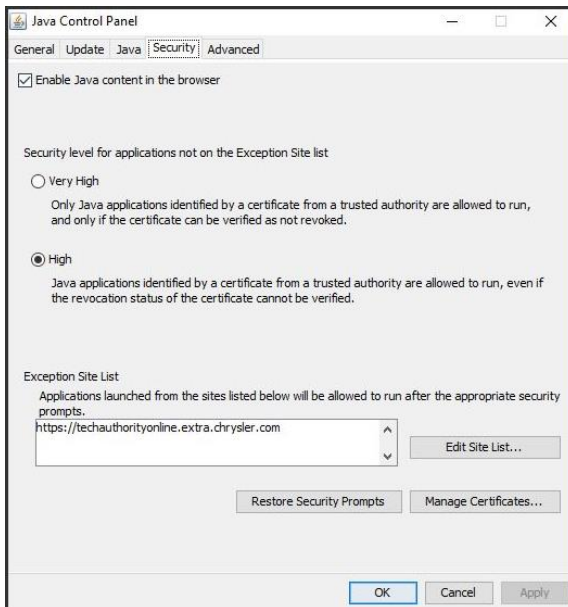


5. Open “Java” from the Control Panel as shown in the screenshot below:



6. Select the Security tab inside the Java Control Panel and add the following site to the “Exception Site List”: <https://techauthorityonline.extra.chrysler.com>

Then click on “Restore Security Prompts” > Restore All > Ok



If you are still experiencing problems downloading ECU re-programming flash files after following the steps listed above, please contact www.techauthority.com Customer Care for further assistance.